

ART OF THE ANCIENT WORLD

School
Tour



Hearst San Simeon State
Historical Monument
2009

Teacher and Chaperone Information

California Education Content Standards For Sixth Grade


World History and Geography:

6.2.5 6.4.4 6.4.8 6.7.8

Visual Arts:

3.1 3.2 3.3 4.2 5.1

English Language Arts: 3.0



Hearst San Simeon State Historical Monument
2010

Table of Contents

To the Educator	3
To the Chaperones	4
Para el Chaperones	5
Ancient Art at Hearst Castle (Answers)	6
Crossword Puzzle (Solution)	7
It's All Greek to Me! (Solution)	8
What have you learned? (Answers)	9
A-Z Ancient Art Collection (Answers)	10-11
Answers to Student Activities	12
Answers to the Exhibit Hall Questions	13
To the Student	15
Para el Estudiante	16
Ancient Art at Hearst Castle	17
Mummies, Scarabs, Pyramids and Papyrus	18-19
Amphorae, Kraters & Rhytons	20-21
It's all Greek to Me! – find the hidden Greek words	22
Cups, Pots & Bowls Assignment	23
Design a Pot	24
Temples, Mosaics, Torsos and Heroes	25-26
Mythology vs. History	27
Gods, Goddesses, Men and Heroes of Ancient Greece and Rome	28
Crossword Puzzle	29
Crossword Puzzle Questions	30
What have you learned?	31
A-Z Alpha-Omega of the Castle	32-33
Treasure Hunt at the Exhibit Hall	34-35
Glossary	36
Bibliography	37



DEPARTMENT OF PARKS AND RECREATION
San Luis Obispo Coast District
750 Hearst Castle Road
San Simeon, CA 93453
(805) 927-2199

Ruth Coleman, Director

Dear Educator,

California State Parks is committed to education. The word is in our mission statement, and we deeply believe that creating a spark within our young people kindles a life-long relationship with the magnificent natural and cultural resources that make up California State Parks.

With that foundation, at Hearst Castle® we have developed a sixth-grade curriculum that meets some of the educational standards required for ancient art. William Randolph Hearst, the creator of the castle, collected many different pieces and types of art. He worked with his architect, Julia Morgan, to blend these disparate parts into a breathtaking whole that blends many different art styles. Among the ancient pieces here are Roman columns, Greek pots, and Egyptian statuary.

To complement your visit we have provided materials to use in the classroom to prepare your students before your trip, and post-visit follow up material. We hope you find these materials helpful and welcome feedback to improve upon them.

The Guides leading your students are knowledgeable about the standards that relate to the art we have, and these tours have been tailored to meet your needs. I'm certain you will find this visit a wonderful addition to your ancient art study module.

Please don't hesitate to contact me with suggestions, comments or questions. I welcome your interest.

Sincerely,

Diane B. McGrath
Chief, Museum Interpretation

To the Chaperones

Thank you for your time and assistance with our School Tour Program. Your participation is important to the program's success.

When your bus arrives at the Hilltop, three tour guides will meet you. To encourage student involvement, we divide a full bus (52 people) into three smaller groups. We request that available chaperones and teachers be distributed with each of the three groups.



Both your Tour Guide and our Security Staff need your cooperation with the following:

- ❖ Please stay with your student group throughout your visit.
- ❖ We need at least one chaperone or teacher to remain at the back of each group, to insure that we stay together. You may be asked to close doors as we enter or exit areas.
- ❖ The focus of this tour is the students, so please encourage student attentiveness, questions, and participation. Refrain from asking questions that do not relate to the grade level theme of the tour.
- ❖ Assist us with the enforcement of the Museum Tour Guidelines, which will be spelled out upon your arrival.



With special thanks to you,
The Guide Staff

Para los Chaperones

Gracias por su tiempo y por su ayuda con nuestro programa escolar guiado. Su participación es de mucha importancia para el éxito de este programa.

Cuando su bus llegue al monumento, tres guías de gira los recibirán. Para promover y alentar la participación de los estudiantes, dividimos un bus lleno (52 personas), en tres grupos mas pequeños. Pedimos que los chaperones y maestros sean distribuidos de igual numero con cada uno de los tres grupos.



Tanto su guía de gira y nuestro personal de seguridad necesitan su cooperación con lo siguiente:

- ❖ Por favor permanezca con su grupo a través de todo el recorrido.
- ❖ Necesitamos que por lo menos un maestro o chaperona se mantenga en todo momento detrás de grupo de estudiantes, para mantener el grupo junto en todo momento, y en caso de que se necesite cerrar ciertas puertas.
- ❖ La atención de nuestra presentación es para los estudiantes, así que traten de animar y alentar a los/las estudiantes a hacer preguntas, poner atención y a participar. Por favor de no hacer preguntas que no tienen que ver con el énfasis del tema específico para el grado escolar del estudiante.
- ❖ Les pedimos su ayuda en ejecución las regulaciones del Museo, las cuales serán repetidas para todo el grupo al principio.

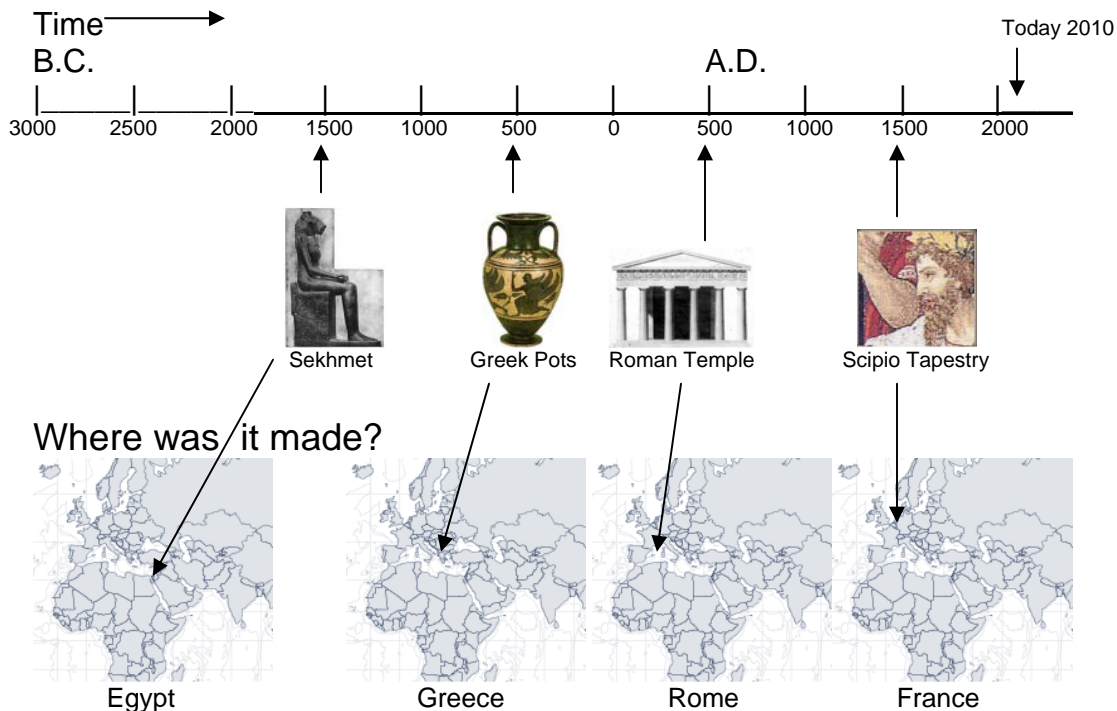


Muchas Gracias a ustedes de parte del Personal de Guías

Ancient Art at Hearst Castle

There are many ancient cultures. The collection at Hearst Castle has several fine examples of Egyptian, Greek, and Roman art. For the purpose of our School Tour Program we will focus on these cultures only. Draw a line from the picture to the country where the item originated.

How old is it?



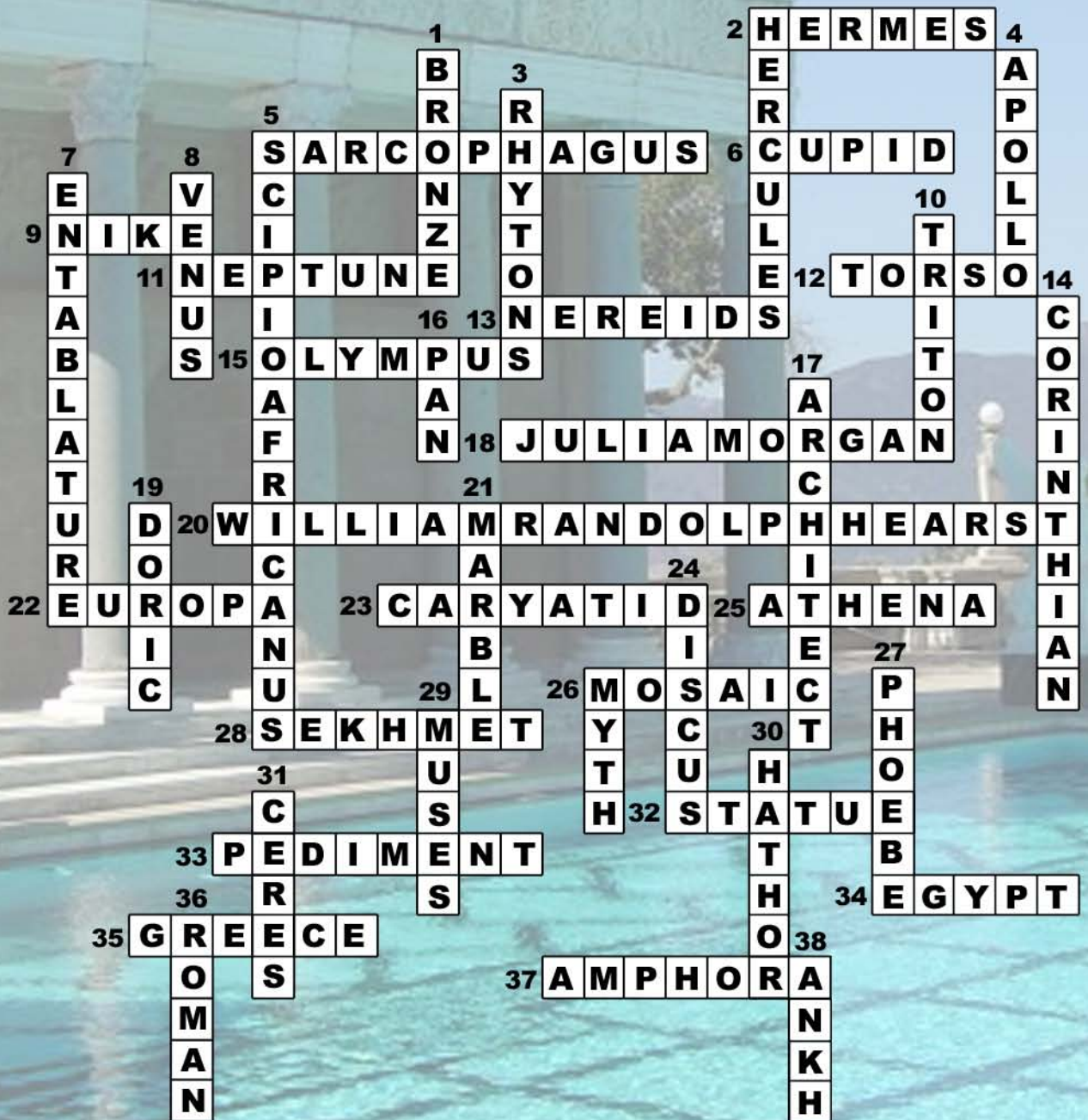

So how old is it...

Sekhmet is almost 3500 years old.

Many of the Greek Pots are 2500-2600 years old.

Parts of the Roman Temple are nearly 1500 years old, some parts are 500 years old and some parts are new.

The Scipio Tapestry is about 450 Years old, but the story it tells is 2200 years old. (The Second Punic War began in 219 B.C. and ended in 201 B.C.)



It's All Greek To Me!

Solution to the Hidden Greek Words

	1	2	3	4	5	6	7	8	9	10	11	12	13	14	15	16	17	18	19	20	21	22	23	24	25	26	27	28	29	30
1	I	N	W	H	S	O	H	I	Q	Y	Z	A	I	B	I	L	M	A	D	P	E	O	E	N	I	L	M	A	P	O
2	D	E	L	Y	J	E	U	A	R	S	M	R	D	V	F	T	N	G	E	Q	Y	Z	A	I	C	U	W	S	O	H
3	I	B	N	D	J	E	U	O	P	C	X	T	U	K	A	R	S	O	P	C	X	T	U	K	I	L	M	R	D	V
4	F	T	N	R	G	U	F	U	N	B	R	A	I	N	W	S	O	H	I	E	Q	Y	Z	A	N	I	B	I	L	M
5	A	D	P	I	E	O	E	S	N	I	L	M	A	P	O	D	E	L	J	E	L	U	A	R	O	S	M	R	D	V
6	F	T	N	A	G	E	Q	Y	O	Z	A	I	U	W	S	O	H	I	B	N	J	P	E	U	I	O	P	C	X	T
7	U	K	A	R	S	O	P	C	X	R	T	U	K	L	M	R	D	V	F	T	N	G	M	U	F	U	N	B	R	A
8	E	K	I	L	E	P	I	N	W	S	A	O	H	I	Q	Y	Z	A	I	B	I	L	M	E	A	D	P	E	O	E
9	N	I	L	M	A	P	O	D	E	L	J	H	S	I	X	Y	P	E	U	A	R	S	M	R	T	D	V	F	T	N
10	O	G	E	Q	Y	Z	A	I	U	W	S	O	T	H	I	B	N	J	E	U	O	P	C	X	T	U	K	A	R	S
11	I	O	P	C	X	T	U	K	L	M	R	D	V	N	F	T	N	G	U	F	U	N	B	R	A	I	N	W	S	O
12	N	H	I	Q	Y	Z	A	I	B	I	L	M	A	A	A	D	P	E	O	E	N	I	L	M	A	P	O	D	E	L
13	O	J	K	Y	L	I	X	E	R	U	A	R	S	M	S	K	R	D	V	F	T	N	G	E	Q	Y	Z	A	I	U
14	C	W	S	O	H	I	B	N	H	O	J	E	U	O	O	P	C	X	T	U	K	A	R	S	O	P	C	X	T	U
15	H	K	L	M	R	D	V	F	T	T	H	N	G	U	H	F	U	N	B	R	A	I	N	W	S	O	H	I	Q	Y
16	O	Z	A	I	B	I	L	M	Y	A	D	P	P	E	T	O	E	N	I	L	M	A	P	O	D	E	L	J	E	U
17	E	A	R	S	M	R	D	V	M	F	T	N	M	G	I	E	Q	Y	Z	A	I	U	W	S	O	H	I	B	N	J
18	E	K	R	A	T	E	R	U	O	P	C	X	T	A	P	U	K	A	R	S	O	P	C	X	T	U	K	L	M	R
19	R	D	V	F	T	S	U	H	T	N	A	C	A	N	G	U	F	U	N	B	R	A	I	N	W	S	O	H	I	Q
20	Y	H	Z	A	I	B	I	D	L	M	A	D	P	E	O	E	N	I	L	M	A	P	O	D	E	L	J	E	U	A
21	R	S	Y	M	R	D	V	F	I	T	N	G	E	Q	Y	Z	A	I	U	W	C	S	O	H	I	B	N	J	E	U
22	O	P	C	T	X	T	U	K	A	T	C	I	R	O	D	R	S	O	P	C	O	X	T	U	K	L	M	R	D	V
23	F	T	N	G	O	U	F	U	N	B	A	R	A	I	N	W	S	O	H	I	R	Q	Y	Z	A	I	B	I	L	M
24	A	D	P	E	O	N	S	N	I	L	M	Y	A	P	O	D	E	L	J	E	I	U	A	R	S	M	R	D	V	F
25	T	N	G	E	Q	Y	Z	O	A	I	U	W	R	S	O	H	I	B	N	J	N	E	U	O	P	C	X	T	U	K
26	A	R	S	O	P	C	X	T	K	U	K	L	M	A	R	D	V	F	T	N	T	G	U	F	U	N	B	R	A	I
27	N	W	S	O	H	I	Q	Y	Z	S	A	I	B	I	C	L	M	A	D	P	H	E	O	E	N	I	L	M	A	P
28	O	D	E	L	J	E	U	A	R	S	A	M	R	D	V	F	T	N	G	E	I	Q	Y	Z	A	I	U	W	S	O
29	H	I	B	N	J	E	U	O	P	C	X	T	U	K	A	R	S	O	P	C	A	X	T	U	K	L	M	R	D	V
30	F	T	N	G	U	F	U	N	B	R	A	I	N	W	S	O	H	I	Q	Y	N	Z	A	I	B	I	L	M	A	D

HIDDEN WORDS

AMPHORA	PYXIS
ASKOS	RHYTON
HYDRIA	ACANTHUS
KANTHAROS	TEMPLE
KRATER	CARYATID
KYLIX	DORIC
OINOCHOE	IONIC
PELIKE	CORINTHIAN
PITHOS	MYTH

What have you learned? After your Visit

Which phrase best describes the names and words in the right hand column?

1. <u>J</u>	Phoebe Apperson Hearst		A. Architect
2. <u>F</u>	caryatid		B. Miner
3. <u>E</u>	aqueduct		C. Mountaintop home of Greek gods & goddesses
4. <u>N</u>	sarcophagus		D. San Francisco Examiner; son
5. <u>H</u>	polytheistic		E. Water
6. <u>B</u>	George Hearst		F. Building support, female figure
7. <u>P</u>	discus		G. Emblem of life in ancient Egypt
8. <u>L</u>	Nereid		H. More than one god
9. <u>I</u>	atlantes		I. Male counterpart of a caryatid
10. <u>Q</u>	tapestry		J. PTA; mother
11. <u>K</u>	torso		K. In sculpture, the trunk of the human body
12. <u>D</u>	William Randolph Hearst		L. Sea nymph, daughter of Nereus
13. <u>G</u>	ankh		M. Abducted by Zeus in the form of a bull; carried off to Crete
14. <u>M</u>	Europa		N. Stone coffin used by the Greeks & Romans
15. <u>R</u>	Muses		O. Merman; having the head & trunk of a human and the tail of a fish
16. <u>C</u>	Olympus		P. Circular disk that is hurled for distance
17. <u>O</u>	triton		Q. Weaving, woven picture.
18. <u>A</u>	Julia Morgan		R. Nine goddesses of the Arts & Sciences

**Answers to the A-Z
ALPHA – OMEGA of the Castle**

A acanthus, Asclepius, alpha, amphora, ankh, Aphrodite, Apollo, architect, Ares, askos, Artemis, Athena, Atlantes, Attic

B Bacchus, bronze, Babylon

C capital, Caryatid, Ceres, Corinthian, Cupid, Carthage, Classical

D Demeter, Diana, Dionysus, diorite, Doric

E Egypt, entablature, Eros, Euripides, Europa

F Faunus, frieze

G Ganymede, god, goddess, Greece

H Hades, Hathor, Hera, Herakles, Hercules, Hermes, hieroglyphics, hydria, Hearst, Hellenistic, Hannibal

I Iliad, Ionic, Isis

J Juno, Jupiter

K kantharos, krater, kylix

L Leda, Leto

M marble, Mars, Mercury, Minerva, mosaic, mummy, Muse, myth

N Neptune, Nereids, Nike, Nebuchadnezzar, New Kingdom

O Odyssey, oinochoe, olpe, Olympus, Omega, Osiris, Ostia, Olympics

P Pan, papyrus, pediment, pelike, Persephone, Plato, Pluto, Poseidon, Proserpine, pithos, pyxis, pyramid, Punic War, Pharaoh

Q quail, quake, quatrefoil

R Ra, rhyton, Rome

S sarcophagus, scarab, Scipio, Sekhmet, Socrates, statue

T temple, Thalia, Thucydides

U Ulysses

V Venus, Valley of the Kings

W water, William, wine

X Xerxes (free point)

Y yellow jacket (watch out!), YWCA

Z Zeus, zebra

Answers to Student Activities

Mummies, Scarabs, Pyramids and Papyrus (Ancient Egypt)

Stories will vary.

Amphorae, Kraters and Rhytons

Stories will vary

Temples, Torsos, Mosaics and Heroes

Page 25: Who was the Roman god of the sea? Neptune

Page 25: Find out how much water the aqueduct delivered to Rome every day.

200 million gallons of water every day

Page 25: How many pools were there in a Roman bath? 3 pools – cold, warm, and hot

Page 26: Who or what might the mythological creature be?

The name of the mosaic in our records is “Merman and Fishes” so the central figure could be a merman; or it could be Scylla, a female sea creature.

Page 26: And the three sea creatures, what are they? Octopus, dolphin and maybe an eel

Page 26: What are torsos? the upper part of the body often missing arms and head. Roman and Greek statues are usually additive carvings. Arms, heads and legs are separate pieces of stone added to the carving. These added pieces tend to break off over time.

Pots of Ancient Greece

Stories will vary.

Cups, Pots and Bowls

Pictures will vary.


Mythology vs. History

Page 27: Do you know the myths that surround the images below? The statues are Europa, Mercury (Hermes) and Mars (Ares) and on the sarcophagus are Erotes, (plural of Eros) or Cupids.

Answers to the Exhibit Hall questions

1. Greek pot
5th century B.C., BCE
Villa Giulia Painter
It has a neck, two handles and is round. There are two figures, a woman and man.
2. Buffalo, zebra, giraffe, leopards, bear, polar bears, bison, lions, tigers, oxen, elk, antelope, camels, elephant, chimpanzees, porcupine
The Egyptians would run the aoudads through the fields after tilling them to break up the clods of dirt and again after planting the seeds to pack the seeds into the dirt.
3. 3rd century A.D., about 1700 years old
Hadrumetum, Tunisia, North Africa
Marble and glass
1897
Fishing
4. Cista
Part of the charioteer and two horses
Inhabitants of northern Italy before the Romans
Bronze
5. Trident
Neptune or Poseidon
6. Column in the shape of a woman. Answers will vary.
7. Marble
Statues and buildings
8. Pithos
Clay

Student Booklet
Art of the Ancient World
School Tour



Hearst San Simeon State Historical Monument
2010

To the Student

Do you have a collection?

Perhaps you collect sports cards, action figures, or video games. Maybe you enjoy your collection of CD's, DVD's, or MP3 clips.

William Randolph Hearst liked to collect things too. He collected old doors, tables, ceilings, and fireplaces as well as fine paintings, sculptures, and tapestries.

Where do you put it all? How would you display it? Well, Mr. Hearst built a house! In fact he had several large houses!

The Hearst family gave this house and the art to the people of California. Today, Mr. Hearst's home is a museum. It belongs to all the people of our state.



We need your help to protect this home and the art. Please remember:

- ❖ Everything is part of our museum (walls, furniture, carpets, and artwork); so, please touch only concrete or metal handrails and anything the guide gives you to touch.
- ❖ Even the floors are special; please stay on tour carpets when we go inside.
- ❖ Leave all food, drink, candy, or chewing gum behind.
- ❖ You may take photographs without flash.
- ❖ Stay together with your tour guide.



Your classroom rules apply. Pay attention to your guide or classmate who may be talking to the group. Be courteous to others.

Enjoy your visit. We enjoy having you here.

With a **Big** thank you,
The Hearst Castle Guide Staff

Para el Estudiante

Tienes una colección?

Quizá coleccionas tarjetas deportivas, figuras de héroes de acción, o juegos de videos. Talvez te gusta coleccionar discos compactos de música (CDs), o videos digitales de películas (DVD's).

William Randolph Hearst fue un coleccionista. El coleccionaba puertas, mesas, techumbres y chimeneas antiguas y también objetos de arte como pinturas, esculturas y tapices.

Donde guardas tu colección? Donde la muestras a tus amigos? El señor Hearst construyo esta mansión para exhibir su colección proveniente del área Mediterránea de Europa. El tenia varias casas grandes!

La corporación que el fundo. The Hearst Corporation y la familia del señor Hearst regalaron esta mansión y todos los objetos en la colección a los ciudadanos de California después de su muerte. Hoy en día, lo que era la casa del señor Hearst es un museo.



Necesitamos tu ayuda para proteger la casa y su contenido, los objetos de arte. Por favor recuerda las siguientes reglas del museo:

- ❖ Todo es parte de la colección (paredes, muebles, carpetas, estatuas, etc.); solo se permite tocar las barandas de metal o de cemento, y lo que el guía te de permiso de tocar.
- ❖ Una vez dentro de los edificios, solo puedes caminar sobre las alfombras industriales, pero no te puedes parar encima de las alfombras Persas.
- ❖ No se permite comida, bebidas or goma de mascar.
- ❖ Puedes tomar fotografías, pero no se permite utilizar luz artificial, o sea "flash".
- ❖ Tu grupo tiene que estar junto todo el tiempo, y solo ir donde va el guía y el chaperón tu escuela.



Las mismas reglas aplican aquí que tienes en tu escuela. Pon atención a tu guía y muestra cortesía cuando uno de tus colegas le hacen preguntas.


Es un gusto tenerte con nosotros, y esperamos que disfrutes de tu visita.

Los guías de Hearst Castle

Ancient Art at Hearst Castle

There are many ancient cultures. The collection at Hearst Castle has several fine examples of Egyptian, Greek, and Roman art. For the purpose of our School Tour Program we will focus on these cultures only. Draw a line from the picture to the country where the item originated.

How old is it?



Where was it made?



Egypt



Greece



Rome



France

So how old is it...

Sekhmet is almost _____ years old.

The many of the Greek Pots are _____ years old.

Parts of the Roman Temple are nearly _____ years old, some parts are 500 years old some parts are new.

The Scipio Tapestry is about 450 Years old, but the story it tells is _____ years old.
(The Second Punic War began in 219 B.C. and ended in 201 B.C.)

Mummies, Scarabs, Pyramids and Papyrus

Mummies, scarabs, pyramids and papyrus! If you had the money which of these would you collect? William Randolph collected over 400 Egyptian objects – mummies, scarabs, and papyrus as well as beads, statues, statuettes, pots, *steles*, and mummy cases. The mummies were apparently very rare – mummified shrew mice in their wooden boxes.

Imagine you are in Egypt. It's hot and the wind is blowing sand in your eyes. But you don't care! Why? A three thousand year old tomb is just being opened. You are there! Like Indiana Johns or Alex in the "Mummy Returns" you are watching as two ancient statues rise up out of the tomb.

Phoebe, William Randolph's mother, had just such an experience in 1905 while visiting a *dig* she was sponsoring. As the statues were being pulled up out of the tomb she was hanging over the side more excited than anyone else, she declared.

Phoebe Apperson Hearst, a very wealthy woman, was a patron of the arts and sponsor of archeological research in America. During her first visit to Egypt in 1899 she saw her chance to support archeological research there as well and acquire Egyptian artifacts for the University of California. Meeting and liking the noted Egyptologist, George A. Reisner, she sponsored his excavations for five years. He sent thousands of *antiquities* to the Lowie Museum (now the Phoebe A. Hearst Museum of Anthropology) at the University



Phoebe A. Hearst seated on camel (center) at Giza, Egypt, c. 1905
<http://www.berkeley.edu/calparents/letterhome/2001/fall/timeline.html>

Following his mother to Egypt, William Randolph was also swept up by the magic of the Ancient World. Like his mother he saw an opportunity to gather together a major collection of antiquities. Unlike most people who were hunting for treasure in Egypt, Hearst wanted to preserve the monuments during excavation. All discoveries were recorded. Photographs were made of the interiors of tombs, possibly the first photographs ever taken inside tombs. Hearst was so dazzled by Egyptian artifacts that he told his mother he would rather buy mummies than pay a *valet* to serve him.

Here at the Monument there are still six Egyptian pieces. Sorry, we do not have a mummy, but you will see four statues of Sekhmet. The four statues were purchased in New York City from 1924-1930. The architect, Julia Morgan, designed a perfect setting for them using tiles with a pyramid or lotus leaf style design.



Circa 1560 to 1200 B.C.E

What do you think of when you see Egyptian statues? They were made for a different purpose than Greek and Roman statues. The ancient Egyptians believed they were containers for living spirits. Because of that they were carved from the hardest stone. Heads, arms and legs were not added to the stone but cut from the solid block. Thus heads, arms and legs did not break off as easily.

These two statues pictured above may have been carved for Pharaoh Amenhotep III, the grandfather of Tutankhamen. Sekhmet was once one of his favorite goddesses. You may enjoy the story of how the gentle cow-headed goddess Hathor and the ferocious lion-headed goddess Sekhmet are related. Read the story in one of the sources listed at the bottom of the page. Be prepared to share the story with your classmates when you are standing in front of Sekhmet.

As you read this, more statues are being uncovered in the Mortuary Temple built for Amenhotep III. If you are interested, read about it in "Unearthing Egypt's Greatest Temple" in the November 2007 Smithsonian magazine. Maybe it will inspire you to become an archeologist one day.

To decipher the hieroglyph at the top of the page go to the following website:

<http://www.neferchichi.com/hieroglyphs.html>

Have fun with your friends writing in hieroglyphic writing.

Sources:

Roberts, Alison. Hathor Rising: the power of the goddess in Ancient Egypt. Rochester, Vermont: Inner Traditions International, 1997.

<http://www.egyptartsite.com/beer.html>

<http://www.touregypt.net/godsofegypt/hathor2.htm>

Amphorae, Kraters & Rhytons (Ancient Greece)



Amphorae, kraters and rhytons, do they interest you? Which would you drink out of? Which one would you keep your lipstick in? Which one would you keep your body oil in? Why are there pictures on them?

Greek pots are special to us today because their painted decorations tell us so much about the history and culture of Greek civilization.

William Randolph had the biggest private collection of ancient Greek pottery assembled in the early 20th Century. Remember in “Mummies, Scarabs, Pyramids and Papyrus” you read that he had around 400 Egyptian artifacts. William had at least 400 Greek pots ranging from approximately 2800 to 2400 hundred years old.

Can you picture yourself winning a wrestling tournament and receiving fourteen amphorae (AM fer ee) like #5 as your prize? Or can you see yourself going to the fountain house to get water for dinner and carrying it back on your head in a pot like #4, a hydria?

The shape of the pot tells us how it was used. A pyxis (PIK siss), a small round pot with a lid (#1), was used for cosmetics or jewelry. Athletes used the aryballos (ar uh BAL uss), a small pot with a narrow neck and flat, broad mouth (#2), for carrying and applying oil to the skin. The oinochoe (oy KNOCK oh ee) was a pitcher (#3), the krater a mixing bowl (#6) and the amphora (AM fer uh) a storage pot (#5).

A special type of amphora was used as a prize for athletic events held in Athens during the Greater Panathenaic celebrations every four years, an event similar to the Olympics. The prize Panathenaic amphora was very large, so large; it took two men to carry it when it was full of oil. The Monument has three pseudo-Panathenaic amphorae, like #5. They are about half the size of the prize amphorae, and were used for victory celebrations or souvenirs. (In this case *pseudo* does not mean false it just means that they were not the prizes.)



Boxing, along with wrestling, was part of the Pankration, an event during the Panathenaic games. It was a brutal event allowing everything but biting and gouging out the eyes. Contestants fought with every part of the body. Boxers were supposed to have big round stomachs so their opponents could not reach their eyes and noses. This type of wrestling may have begun with Herakles who used the same techniques on the Nemean Lion. Make up a story, poem or play about the picture on this pseudo-Panathenaic amphora from about 500 B.C.

Greeks drank their wine diluted with water. Kraters were usually used for mixing the water and wine. Some of the kraters in the castle collection were used for the ashes of the dead.



What do you think is happening in the picture on this pot? One possible clue is that the temple structure is probably a tomb. Write a story, poem or play about this woman from Apulia, Italy who lived about 2400 years ago. (If you figure out what the woman is holding let us know.)

Two other interesting pots shown at the top of the page are the rhyton (RYE ton), or drinking cup (#7), and the askos (ASS kos), a container for wine or water (#8). These two types of Greek pottery are often in the shapes of animals or human heads. What shape is the rhyton? What shape is the askos? If you said a ram for the rhyton and a duck for the askos, you are correct.

Below are pictures of three other pots you might find useful in completing the activity pages. The pithoi, plural of pithos, here at the Castle are not ancient Greek pots but similar to ancient ones. Pithoi are storage pots and some of them are so big you could hide in them. The kylix and kantharos are used for drinking. Have you ever seen something shaped like a kantharos?



pithos



kylix



kantharos

Most of the painted pots made by the Greeks were used for special occasions. They were treasured by the Greeks, kept safe for centuries in tombs, and that is why they still exist.



It's All Greek To Me!

Find the Hidden Greek Words

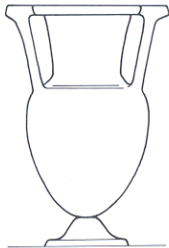
	1	2	3	4	5	6	7	8	9	10	11	12	13	14	15	16	17	18	19	20	21	22	23	24	25	26	27	28	29	30
1	I	N	W	H	S	O	H	I	Q	Y	Z	A	I	B	I	L	M	A	D	P	E	O	E	N	I	L	M	A	P	O
2	D	E	L	Y	J	E	U	A	R	S	M	R	D	V	F	T	N	G	E	Q	Y	Z	A	I	C	U	W	S	O	H
3	I	B	N	D	J	E	U	O	P	C	X	T	U	K	A	R	S	O	P	C	X	T	U	K	I	L	M	R	D	V
4	F	T	N	R	G	U	F	U	N	B	R	A	I	N	W	S	O	H	I	E	Q	Y	Z	A	N	I	B	I	L	M
5	A	D	P	I	E	O	E	S	N	I	L	M	A	P	O	D	E	L	J	E	L	U	A	R	O	S	M	R	D	V
6	F	T	N	A	G	E	Q	Y	O	Z	A	I	U	W	S	O	H	I	B	N	J	P	E	U	I	O	P	C	X	T
7	U	K	A	R	S	O	P	C	X	R	T	U	K	L	M	R	D	V	F	T	N	G	M	U	F	U	N	B	R	A
8	E	K	I	L	E	P	I	N	W	S	A	O	H	I	Q	Y	Z	A	I	B	I	L	M	E	A	D	P	E	O	E
9	N	I	L	M	A	P	O	D	E	L	J	H	S	I	X	Y	P	E	U	A	R	S	M	R	T	D	V	F	T	N
10	O	G	E	Q	Y	Z	A	I	U	W	S	O	T	H	I	B	N	J	E	U	O	P	C	X	T	U	K	A	R	S
11	I	O	P	C	X	T	U	K	L	M	R	D	V	N	F	T	N	G	U	F	U	N	B	R	A	I	N	W	S	O
12	N	H	I	Q	Y	Z	A	A	I	B	I	L	M	A	A	D	P	E	O	E	N	I	L	M	A	P	O	D	E	L
13	O	J	K	Y	L	I	X	E	R	U	A	R	S	M	S	K	R	D	V	F	T	N	G	E	Q	Y	Z	A	I	U
14	C	W	S	O	H	I	B	N	H	O	J	E	U	O	O	P	C	X	T	U	K	A	R	S	O	P	C	X	T	U
15	H	K	L	M	R	D	V	F	T	H	N	G	U	H	F	U	N	B	R	A	I	N	W	S	O	H	I	Q	Y	
16	O	Z	A	I	B	I	L	M	Y	A	D	P	P	E	T	O	E	N	I	L	M	A	P	O	D	E	L	J	E	U
17	E	A	R	S	M	R	D	V	M	F	T	N	M	G	I	E	Q	Y	Z	A	I	U	W	S	O	H	I	B	N	J
18	E	K	R	A	T	E	R	U	O	P	C	X	T	A	P	U	K	A	R	S	O	P	C	X	T	U	K	L	M	R
19	R	D	V	F	T	S	U	H	T	N	A	C	A	N	G	U	F	U	N	B	R	A	I	N	W	S	O	H	I	Q
20	Y	H	Z	A	I	B	I	D	L	M	A	D	P	E	O	E	N	I	L	M	A	P	O	D	E	L	J	E	U	A
21	R	S	Y	M	R	D	V	F	I	T	N	G	E	Q	Y	Z	A	I	U	W	C	S	O	H	I	B	N	J	E	U
22	O	P	C	T	X	T	U	K	A	T	C	I	R	O	D	R	S	O	P	C	O	X	T	U	K	L	M	R	D	V
23	F	T	N	G	O	U	F	U	N	B	A	R	A	I	N	W	S	O	H	I	R	Q	Y	Z	A	I	B	I	L	M
24	A	D	P	E	O	N	S	N	I	L	M	Y	A	P	O	D	E	L	J	E	I	U	A	R	S	M	R	D	V	F
25	T	N	G	E	Q	Y	Z	O	A	I	U	W	R	S	O	H	I	B	N	J	N	E	U	O	P	C	X	T	U	K
26	A	R	S	O	P	C	X	T	K	U	K	L	M	A	R	D	V	F	T	N	T	G	U	F	U	N	B	R	A	I
27	N	W	S	O	H	I	Q	Y	Z	S	A	I	B	I	C	L	M	A	D	P	H	E	O	E	N	I	L	M	A	P
28	O	D	E	L	J	E	U	A	R	S	A	M	R	D	V	F	T	N	G	E	I	Q	Y	Z	A	I	U	W	S	O
29	H	I	B	N	J	E	U	O	P	C	X	T	U	K	A	R	S	O	P	C	A	X	T	U	K	L	M	R	D	V
30	F	T	N	G	U	F	U	N	B	R	A	I	N	W	S	O	H	I	Q	Y	N	Z	A	I	B	I	L	M	A	D
	1	2	3	4	5	6	7	8	9	10	11	12	13	14	15	16	17	18	19	20	21	22	23	24	25	26	27	28	29	30

HIDDEN WORDS

AMPHORA	PYXIS
ASKOS	RHYTON
HYDRIA	ACANTHUS
KANTHAROS	TEMPLE
KRATER	CARYATID
KYLIX	DORIC
OINOCHOE	IONIC
PELIKE	CORINTHIAN
PITHOS	MYTH

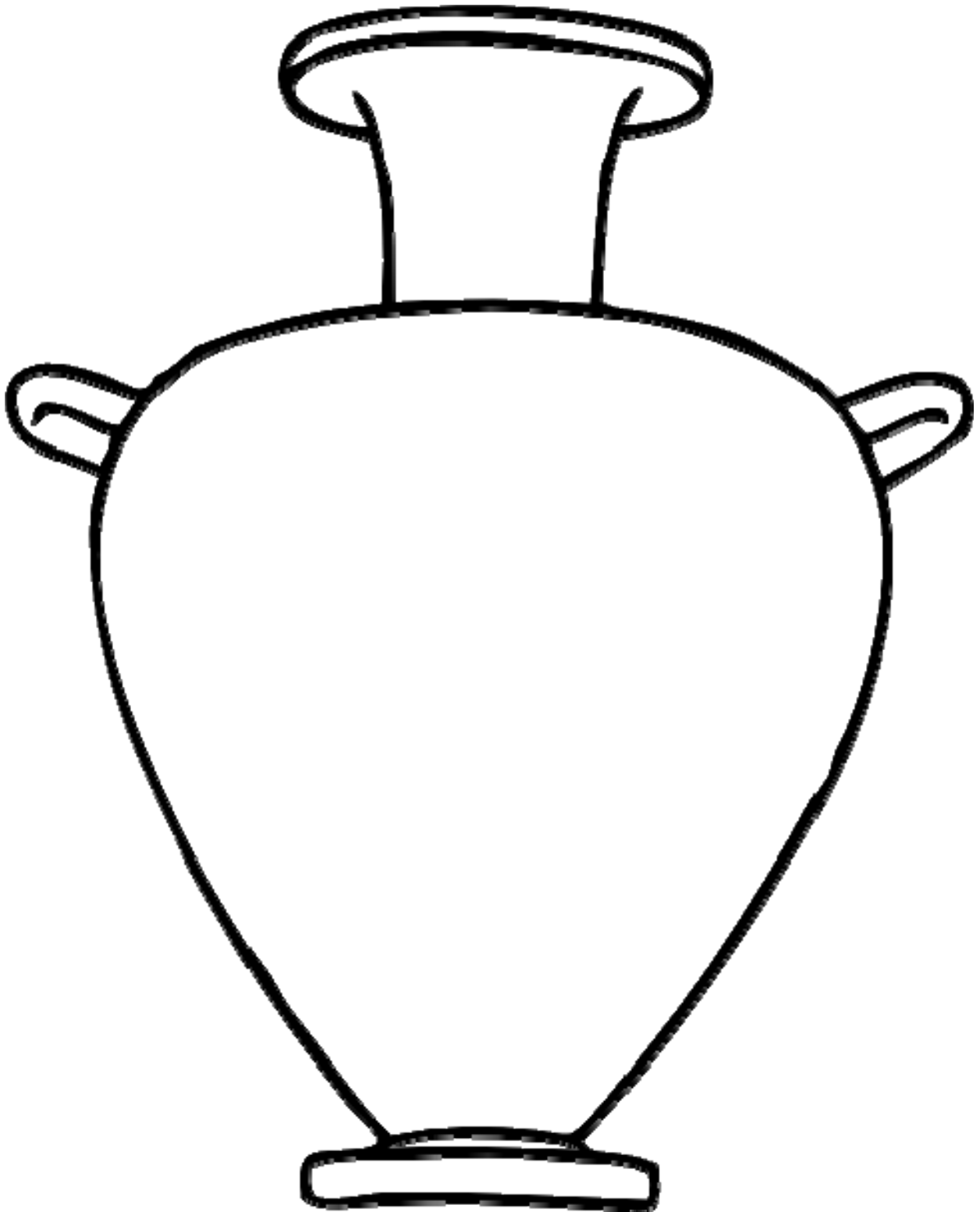
Cups, Pots & Bowls Assignment

Can you find containers today similar to these Greek pots? Find pictures in magazines or ads. Draw them or cut them out and glue them next to their Greek counter-part. What are they used for?



Design a Pot

Design your own pot with pictures of gods and goddesses, athletes or people doing everyday things.



Temples, Mosaics, Torsos and Heroes (Ancient Rome)

“I wish they were mine.”

These are the words Hearst wrote to his mother from Rome in 1889. At 26 years old Hearst suffered from what he called “art fever.” He could not pass up a gallery without gazing at the pictures and statuary. He wished that he were a rich American, he said, so he could buy some of these fine things.

Italy, home of the ancient Romans, was sprinkled with temple ruins, torsos (broken statuary), mosaics and stories of heroes like Caesar and Scipio. Eventually Mr. Hearst became a very rich man. What do you think? Did he buy some of those fine things? Of course he did. He bought pieces of buildings, mosaics and torsos. What would you do?



The temple *façade* at the outdoor pool is composed of fragments, pieces of classical architecture. (A *façade* (feh SAHD') is the front or face of a building.) As we gaze at the temple facade imagine that you are wearing a *toga* visiting a Roman emperor's villa. It's 4th Century A.D. Who was the Roman god of the sea? Can you find him in the triangular pediment? The outdoor pool was named for him.

The Romans were famous for the aqueducts and baths. In your textbook, *A Message of Ancient Days*, find out how much water the aqueduct delivered to Rome every day. With all that water, the city government built a luxurious bath for the people where they could relax, bathe, visit and even attend lectures.

The Castle's indoor pool was inspired by ancient Roman baths. How many pools were there in a Roman bath? See your social studies book for the answer. Mr. Hearst planned to have the same number of pools, but only the warm water pool was completed.

Source:

<http://www.pbs.org/wgbh/nova/lostempire/roman/day.htm>

You know what mosaics are, don't you? Romans created amazing mosaics for walls and walkways. In the indoor pool you will walk on very special glass mosaics. Some of them have a very thin layer of gold in them. The glass tiles were made in Italy in the 20th Century but they were inspired by mosaics created by the Romans and Byzantines. I wonder why the indoor pool is called the Roman Pool. You will see why.



The flooring at the front and back doors of Casa Grande, the Castle, is partly authentic Roman mosaic. The two mosaics made of marble may be from the 2nd or 3rd Centuries A.D. Below is a picture of the mosaic at the front door. Who or what might the mythological creature be? And the three sea creatures, what are they?



Some Roman mosaics look just like paintings. Be sure to check out the exhibit at the Visitor Center and see the wall panel from North Africa. Then create your own mosaic with small squares of colored paper. To inspire you, find a picture of a Roman mosaic in a book or on the Internet. Google: Roman mosaics.

What are torsos? A torso is the upper part of the body often missing arms and head. The Castle has several torsos. We are not sure who they represent. The Roman torso in the Assembly Room may have been a statue of Venus but without head and arms it is hard to tell. Why do you think 2000 year old statues fell apart?

Last but not least are the heroes! According to one author Scipio Africanus was one of the greatest generals ever. Learn his story in your textbook (or at Britannica Online Encyclopedia, choose Scipio Africanus the Elder) and be prepared to share it with your classmates as you look at tapestries with larger than life pictures of Scipio.

Mythology vs. History

A myth is a story created to explain some natural phenomena like the movement of the sun or the changing of the seasons. In myths supernatural beings have marvelous adventures and perform amazing feats. The torsos, statues and some of the sarcophagi here at the Castle portray some of these myths. Do you know the myths that surround the images below?



1



2



3

Clues:

1. Name of a continent.
2. Name of a planet.
3. God of War.
4. God of Love.



4



This is not from the ancient world. It is a *tapestry*. Tapestries were woven to tell the stories of religion, mythology and heroes to people that could not read or write. The tapestry pictured below is only about 450 years old but illustrates a scene from the life of the victorious Roman general who defeated Hannibal during the Second Punic War about 2200 years ago. Use your textbook to learn about this great general.



Gods, Goddesses, Men and Heroes of Ancient Greece and Rome

<u>Greek Name</u>	<u>Roman Name</u>	<u>Sacred Associations</u>	<u>Known as the</u>
Athena	Minerva	Armor	Goddess of war, arts & crafts, wisdom
Aphrodite	Venus	Dove, sparrow, swallow Swan & turtle	Goddess of love & beauty
Apollo	Apollo	Chariot, bow & quiver, lyre	God of prophecy, healing & music; Artemis's twin
Ares	Mars	Armor, vulture & dog	God of war
Artemis	Diana	Deer, bow & quiver, dogs	Goddess of hunting: Apollo's twin
Asclepius		Staff with coiled snakes	God of healing
Demeter	Ceres	Grain	Goddess of agriculture
Eros	Cupid	Bow and arrows	God of love
Europa		Bull	Abducted by Zeus; continent named after her
Herakles	Hercules	Lion skin & club	Greek hero; Strength
Hermes	Mercury	Winged feet or hat	Messenger of the Gods
Muses		Books, lyres, globe, masks	Goddesses of Arts & Science
Nike	Victoria	Wings, tablet	Goddess of Victory
Nereids		Sea creatures	Sea nymphs
Pan	Faunus	Boy with goat legs & horns	Shepherd
Persephone	Proserpine	Pomegranate	Goddess of the Underworld Spring
Poseidon	Neptune	Trident	God of the Sea
Triton		Conch shell	Fish-tailed merman
Zeus	Jupiter	Throne, eagle, thunderbolt	Father of Gods & Mortals God of the sky





Crossword Puzzle

Down

1. Metal used for statues
2. Strong Roman hero
3. Drinking cups in the shapes of animals or humans
4. A twin; Roman and Greek names are the same
5. Roman general who defeated Hannibal
7. Rectangular area below the pediment and above the columns of a temple
8. Goddess of love and beauty
10. Merman; having the head and trunk of a human and the tail of a fish
14. One of the three Orders in Greek & Roman architecture; acanthus leaf design
16. Half boy, half goat
17. Person who designs buildings
19. One of the three Orders; circular molding
21. Stone used for statues and buildings
24. A circular disk for throwing distances in an athletic competition
27. Sponsor of an Egyptian dig; mother of William Randolph Hearst
29. Daughters of Zeus; goddesses of the arts and sciences
30. Egyptian cow-headed goddess
31. Goddess of the harvest; a breakfast food draws its name from her Roman name
36. Style of the temple façade at Hearst Castle
38. Ancient Egyptian symbol of life

Across

2. Messenger, Greek name
5. Stone coffin used by the Greeks and Romans
6. Roman name for Eros
9. Greek name for Victory; name of an athletic shoe
11. God of the sea and earthquakes
12. Fragment of a statue; upper part of the body
13. Daughters of Nereus; sea nymphs
15. Mountaintop home of the Greek gods and goddesses
18. Architect of Hearst Castle
20. Collector of hundreds of ancient Egyptian artifacts; creator of the castle
22. Abducted by Zeus; a continent is named after her
23. Draped female figure supporting an entablature
25. Goddess of wisdom and war
26. Picture made of small pieces of marble stone or glass
28. Egyptian lion-headed goddess
32. Three dimensional work of art carved in stone or wood or molded in bronze
33. Triangular upper section of a Greek or Roman temple; above the columns
34. Land of Sekhmet's origin
35. Home of the first Olympics in 776 B.C.
37. Storage container

What have you learned? After your Visit

Write the alphabet letter from the column on the right in the appropriate blank.

- | | |
|----------------------------------|--|
| 1. ____ Phoebe Apperson Hearst | A. Architect |
| 2. ____ caryatid | B. Miner |
| 3. ____ aqueduct | C. Mountaintop home of Greek gods & goddesses |
| 4. ____ sarcophagus | D. San Francisco Examiner; son |
| 5. ____ polytheistic | E. Water |
| 6. ____ George Hearst | F. Building support, female figure |
| 7. ____ discus | G. Emblem of life in ancient Egypt |
| 8. ____ Nereid | H. Belief in more than one god |
| 9. ____ atlantes | I. Male counterpart of a caryatid |
| 10. ____ tapestry | J. PTA; mother |
| 11. ____ torso | K. In sculpture, the trunk of the human body |
| 12. ____ William Randolph Hearst | L. Sea nymph, daughter of Nereus |
| 13. ____ ankh | M. Abducted by Zeus in the form of a bull; carried off to Crete |
| 14. ____ Europa | N. Stone coffin used by the Greeks & Romans |
| 15. ____ Muses | O. Merman; having the head & trunk of a human and the tail of a fish |
| 16. ____ Olympus | P. Circular disk that is hurled for distance |
| 17. ____ triton | Q. Weaving, woven picture. |
| 18. ____ Julia Morgan | R. Nine goddesses of the Arts & Sciences |

A – Z
Alpha – Omega of the Castle

Name at least one god, goddess, hero, person or object from Hearst Castle for each letter of the alphabet.

A

B

C

D

E

F

G

H

I

J

K

L

M

N

O

P

Q

R

S

T

U Urania, Ulysses



V

W

X Xerxes (free point)

Y Yellow

Z



Treasure Hunt

Exhibit Hall

1. Find the Attic pelike.

What is it? _____

When was it made? _____

Who painted it? _____

Describe it or draw it. _____

2. Name some of the animals Mr. Hearst kept at the ranch. _____

There are still *aoudads* (Barbary sheep) on the ranch. How were aoudads used by the ancient Egyptians? The answer is in the Encyclopedia Britannica.

3. Find the Roman mosaic.

How old is it? _____

Where is it from? _____

What is it made of? _____

When was it excavated? _____

What does it depict? _____

4. In the picture of the library there is a round green container.

What is it called? _____

How many figures are pictured on the top (lid) of the pot? _____

It was made by the Etruscans. Who were they? _____

It is made of metal? What kind of metal? _____

(You may have to ask your guide what it is called and what it is made of when you visit the library during the tour.)

5. There is a picture of an item that is not here.
(Look under the large carved wood panel by Jules Suppo.)

What is the god holding? _____

Which Roman god is it? _____


6. Have you found out what a caryatid is? Can you find a picture of one? Describe it.

7. There are pieces of a stone in red, white and green. What kind of stone is it?
You will see a lot of it today. What is it used for? _____

8. Outside the door is a large pot. (The answer is in the School Tour Manual.)

What is it called? _____

What is it made of? _____



Glossary

Acanthus

Leaf design used in capitals of the Corinthian order



Ankh

Egyptian symbol of life



Bronze

Metal often used for statuary, mostly a mixture of copper and tin

Caryatid

Column in the shape of a woman

Classical

Relating to ancient Greek and Roman culture, 500 BC-500 AD.

Egg and dart

Alternating egg and arrow shapes



Limestone

Softer form of Calcium Carbonate

Marble

Calcium Carbonate hard enough to polish

Meander

“Greek Key” designs



Mosaic

Picture or design made of small pieces of stone, glass or clay (tesserae)



Palmette

A design resembling the leaf of the palm



Torso

A fragment or piece of a statue such as the trunk of the body without limbs



Strigil

Utensil used by athletes to scrape sand, oil and perspiration from the skin, the “S” or wavelike design in stone



Terracotta

Reddish clay (baked earth) used for pottery, statues and tiles

Ancient Art School Tour Bibliography

Bellingham, David. An Introduction to Greek Mythology. New York: Shooting Star Press, 1996.

Couch, Malcolm. Greek & Roman Mythology. New York: Todtri Productions Limited, 1997.

Ions, Veronica. The World's Mythology in Color. Secaucus, New Jersey: Chartwell Books, Inc., 1987.

Kravitz, David. Who's Who in Greek & Roman Mythology. New York: Clarkson N. Potter Inc, Publishing, 1976.

Lesko, Barbara S. Phoebe Elizabeth Apperson Hearst, 1842-1919.
<http://www.brown.edu/Research/Breaking_Ground/bios/Hearst_Phoebe%20Apperson.pdf>

Nasaw, David. The Chief: The Life of William Randolph Hearst. Boston: Houghton Mifflin, 2000.

Rogers, Clara Kathleen. Journal of Letters from the Orient. Plimpton Press, 1934.

Roberts, Alison. Hathor Rising: the power of the goddess in Ancient Egypt. Rochester, Vermont: Inner Traditions International, 1997

Robertson, Martin. The Art of Vase-painting in Classical Athens. Cambridge: University Press, 1992.

Robinson, Judith. The Hearsts: An American Dynasty. Newark: University of Delaware Press, 1991.

Schiff, Bennet. "Out of Egypt: Art in the Age of the Pyramids." Smithsonian November 2007: 108-119.

Schreiber, Toby. Athenian Vase Construction. Malibu, California: The J. Paul Getty Museum, 1999.

Wilkinson, Philip. Illustrated Dictionary of Mythology. London: Dorling Kindersley Limited, 2007.